



ERGOFRESH

NEW SPARE PARTS

update guide

EN Read through the instructions carefully before using the equipment. **IT** Leggere attentamente le istruzioni prima di utilizzare l'attrezzatura. **DE** Lesen Sie die Anweisungen sorgfältig durch, bevor Sie das Gerät benutzen.

FR Lisez attentivement les instructions avant d'utiliser l'équipement. **ES** Lea atentamente las instrucciones antes de utilizar el equipo. **TR** Ekipmanı kullanmadan önce talimatları dikkatli bir şekilde okuyun.

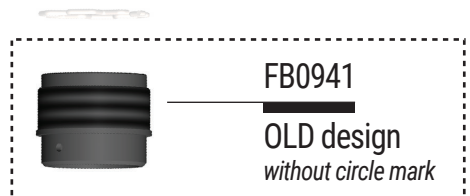
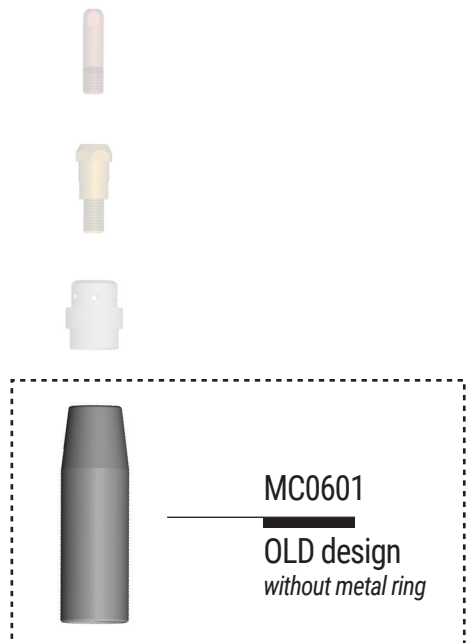



Scan to download our operating manual

ERGOFRESH 200G

Spare parts update - How to recognize them

- Do not mix the "NEW" and "Old" spare parts, change the complete set as below indicated.
- For instructions on installing spare parts, refer to the user manual of the torches.
- There has been no change in the code numbers of the torches.



ERGOFRESH 350G

Spare parts update - How to recognize them

- Do not mix the "NEW" and "Old" spare parts, change the complete set as below indicated.
- For instructions on installing spare parts, refer to the user manual of the torches.
- There has been no change in the code numbers of the torches.



Gas nozzle
MC0603-SP
NEW



Vacuum nozzle
FB0903-SP
NEW



Locking bush
FB0901-SP
NEW



MC0611
OLD design
without metal ring







FB0943
OLD design
without circle mark


FB0940
OLD design
without circle mark

ERGOFRESH 300W

Spare parts update - How to recognize them

- Do not mix the "NEW" and "Old" spare parts, change the complete set as below indicated.
- For instructions on installing spare parts, refer to the user manual of the torches.
- There has been no change in the code numbers of the torches.

<p>New design with metal ring</p> 	<p>Gas nozzle MC0602-SP NEW</p>	 <p>MC0601 OLD design without metal ring</p>
<p>New design with circle mark</p> 	<p>Vacuum nozzle FB0902-SP NEW</p>	 <p>FB0942 OLD design without circle mark</p>
<p>New design with circle mark</p> 	<p>Locking bush FB0900-SP NEW</p>	 <p>FB0941 OLD design without circle mark</p>



ERGOFRESH 500W

Spare parts update - How to recognize them

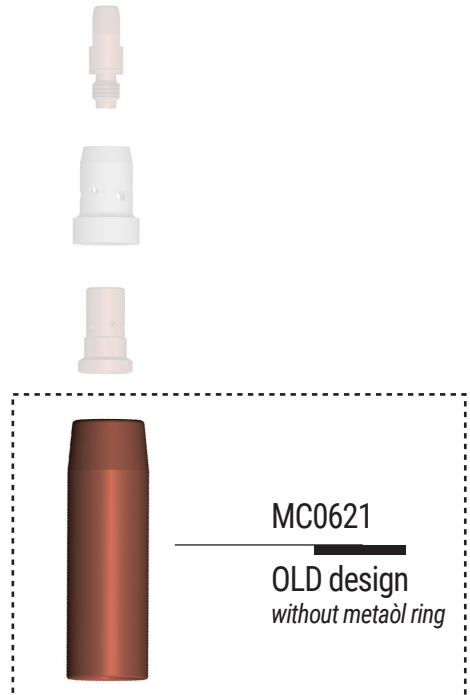
- Do not mix the "NEW" and "Old" spare parts, change the complete set as below indicated.
- For instructions on installing spare parts, refer to the user manual of the torches.
- There has been no change in the code numbers of the torches.



Gas nozzle

MC0604-SP

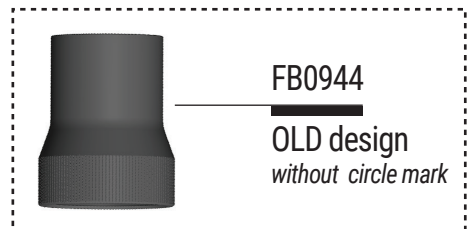
NEW



Vacuum nozzle

FB0904-SP

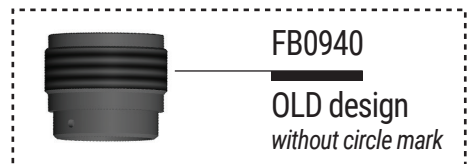
NEW



Locking bush

FB0901-SP

NEW



A series of horizontal dashed lines spanning the width of the page, intended for handwritten notes or data entry.



Trafimet Group Spa

Via del Lavoro, 8
36020 Castegnero
Vicenza, Italy
Ph. +39 0444739900
Fax +39 0444739999
info@trafimet.com

Trafimet Schweisstechnik GmbH
Bismarkstrasse 9
36251 Band Hersfeld
Deutschland
Ph. +49 6621 510960
info@trafimet.de

Trafimet Kaynak Sistemleri A.Ş.
İkitelli O.S.B. Heskop H Blok
Sinpaş İş Modern Ticaret Merkezi
Kat.3 No.66 Başakşehir 34490
İstanbul, Türkiye
Ph. +90 212 8091700
Fax +90 212 8091703
info@trafimet.com.tr

Italy
Ph. +39 0444 739800
Fax +39 0444 739899

Export
Ph. +39 0444 739900
Fax +39 0444 739999

Trafimet Group SpA a socio unico
Edition 09/2023

All trademarks are exclusive property of the respective companies.
Data and images are indicative and may be changed in any time without notice.

Distributor